



Specialty Transcripts/Enhanced Design

Subtitle: Session421-1



Leeni Mitchell | Aeries Trainer
March 08 2024

Information shared throughout this presentation is the property of Aeries Software. Information or images may not be reproduced, duplicated, or shared without the prior written consent of Aeries Software.

Outcomes

In this session, you will become familiar with:

Maintaining Specialty Course Records

Transcript Indicator Definitions (District-wide)

1-column Enhanced Transcript Style with new features

Custom Score Translations (Things To Print)

Add-On Graduation Requirements/Endorsements

Specialty Course Records CTE Dual Enrollment College Only

Overview:

It is crucial that Course records are populated appropriately and maintained for proper state reporting.

- Course table is district-based, not school based
- Inactivate courses that are no longer offered
 - Click References button to see related records
- Similar course offerings can be adjusted with different values on the Master Schedule Table (school-based) for some of the California Specific Fields:
 - Course Content Subcategory
 - AP/IB Course Code Cross Reference

General Tab

- Course ID (CRS.CN)
- Course Title (CRS.CO)
- Default Credit (CRS.CR)
- Subject Area Codes (CRS.S1-S5) Important for Grad Requirements

Other Tab

- Course Level (CRS.CL)
- 24-Dual Credit College Course
 - 30-Advanced Placement (AP)
 - 37-IB Higher Level
 - 38-IB Standard Level

CA Specific Fields

Key fields used for CALPADS Reporting and Graduation Status/UC Entrance Requirements

Courses - Top Tabs

General		Other	NCLB Specific Fields	California Specific Fields	Correspondence Language											
Course Data																
CrsID#	Title		Long Title	N/H	Coll Prep	AcoWt	Low Grd	High Grd	Default Credit	Max Credit				Status		
DEECMI	SEC-ECON-100		SEC Micro Economics	H	P	0	9	12	10.00	10.00				- Active		
Subject Area Codes		Dept	Term	Content Group	NCES Code	CIP Code	Next Course	Trm Seq	Yr Seq	Exc	PE	T/A	Next Yr Status			
C		H	S					0	0	<input type="checkbox"/>	<input type="checkbox"/>		- Active			

General	Other	NCLB Specific Fields	California Specific Fields	Correspondence Language			
Alternate Crs	Prerequisite Crs	Content Standard Area	Trad Gender	Voc Ed Lvl	Voc Subj	Crs Lvl	Type
		-				24	
Board Adoption	Last Revision Date	Revision Type	Inactive Date				

General	Other	NCLB Specific Fields	California Specific Fields	Correspondence Language	
California Specific Fields					
		Subject Area	Elective?	Honors?	Validation
CSU Entrance:		- Not CSU Requirement	-	-	-
UC Entrance:		- Not UC Requirement	-	-	-
State Course Code (for state reporting)		New State Course Code (for transition, not state reporting)		College State Course Code	CSF List
9175- Economics				9200- College Credit Course - History/Social Science	C- List III/C
Crs Content Subcategory		Std Grade Range	Content Standards Alignment		
		Not Applicable	Not Content Standards-Aligned or Not Applicable		
AP/IB Crs. Code Cross Ref.				Charter Non-Core	

Shows links to other tables

- MST Classes (MST)
- SMS Classes (SMS)
- Standards (STN)
- Career Pathways (CCP)
- College Articulations (CCC)
- Course Fees (CRF)
- Course Documents (CDC)
- Course Composites (CMP)

Characteristics (CCH)

- Allows multiple characteristics tag to be associated with courses, unlike Course Type values, which are limited to one per course
- Transcript Indicators can be set using Course characteristics.

Courses – Bottom Tabs

The screenshot shows the 'Courses' application interface. At the top, there is a navigation bar with tabs: 'MST Classes', 'SMS Classes', 'Standards', 'Career Pathways', 'College Articulations', 'Course Fees', 'Course Documents', 'Course Composites', and 'Characteristics'. The 'Characteristics' tab is selected and highlighted with an orange border. Below the navigation bar, there is a button labeled 'Add Characteristic(s)'. Below this button is a table with two columns: 'Code' and 'Characteristic'. The table contains one row with the code 'Q' and the characteristic 'Pre AP Course'.

Code	Characteristic
Q	Pre AP Course

The screenshot shows the 'Courses' application interface with the 'Add Course Characteristic(s)' dialog box open. The dialog box has a search bar and a list of characteristics with checkboxes. The background shows the 'Courses' application interface with the 'Characteristics' tab selected. The dialog box is titled 'Add Course Characteristic(s)' and has a search bar. Below the search bar is a list of characteristics with checkboxes:


- ☐ Q - Pre AP Course
- ☐ 01 - Advanced
- ☐ 02 - Advanced Placement
- ☐ 03 - Core Subject
- ☐ 04 - CTE
- ☐ 05 - Dual Credit
- ☐ 06 - Gifted and Talented
- ☐ 07 - Graduation Credit
- ☐ 08 - Honors
- ☐ 09 - IB Course
- ☐ 10 - Magnet
- ☐ 11 - Pre-AP

At the bottom of the dialog box are 'OK' and 'Cancel' buttons.

Transcript Fields for College Credit

College Courses MUST be properly marked on the Transcript in order to extract properly for CALPADS reporting. There are several fields that will only appear the course entered is marked as College (CRS.CL=23 or 24)

- **School of Dual Enrollment** MUST have the local district school the student is attending, whether they receive high school credits at that school for the course or not.
- **College Credit Hours** MUST be greater than 0. It is a local decision as to what value is entered. Some Districts use the number of college credits were awarded. Important when only a portion of the students receive college credit.

2019-2020 Soaring Eagle College													Grade 11 Spring		
Schl	Year	Tm	Grd	Crs ID	Std Course Title	RT	CP	N/H	Mark	Atmp	Comp	Special Crs Title	Indicators	More	
	17099	2019-2020	2	11	DEART1	SEC-ART101		P	H	A	10.00	10.00		<div>Less</div>	
<div>Enrolled: 0 Absences: 0 Present: 0 Excused Abs: 0 Unexcused Abs: 0 Suspended: 0 Tardy: 0 Citizenship: Section: 0 Staff: Date of Completion: Dual Enrollment Credit School (College Level Courses): 994 - Screaming Eagle High School College Credit Hours: 3.0</div>															

College Only vs Dual Credit Courses

- **School Taken** must be the actual college issuing credit. If the college is not listed, add it to the Course History table (CHI).
- **Course** listed MUST have Course Level = College (23 or 24)
- **Staff ID** should be matched to local Staff record with a SEID for the local teacher; or left blank if not taught by a teacher in the district.
- **College Credit Hours** MUST be greater than 0.
- **School of Dual Enrollment** MUST be the district school the student attends

College Credit Only Course – CL=23

- Credits do NOT count towards graduation and are NOT included in GPA calculations
- Student already received college credit
- Must be listed in HIS table to count towards CCI
- Can be suppressed from printing on transcript

Dual Credit Course – CL=24

- Student receives credits towards graduation
- MAY receive college credit if requirements met
- If students meets requirements to receive college credit also, will count towards a students CCI Indicator status

Course Table Security

Table	Permission	Description
Courses (CRS)	Read Insert Update Delete	View Course Information Add Courses Edit Course Information Delete Courses
Update Code Table (COD)	Read Insert	View Codes Add Codes
Add codes to populate certain fields on the Courses page.	Update Delete	Edit Codes Delete Codes
In addition to the above, appropriate permissions need to be granted to the following tables to manage the information on those tabs:		
Standards (SBR) Career Pathways (CCP) College Articulations (CCC) Course Fees (CRF) Course Documents (CDC) Course Composites (CMP) Course Characteristics (CCH)		



AERIESCON
S p r i n g 2 0 2 4



AERIESCON
S p r i n g 2 0 2 4

Transcript Indicator Definitions

[Document Link: Transcript Indicator
Definitions](#)

Transcript Indicators

District-Level Setting

- Allows customization of course indicators on the transcript form
- Replaces Course Tags

Setup

- Can be set for the following tables:
 - Courses (CRS)
 - Transcripts (HIS)
 - Course Characteristics (CCH)
- Only available on 1-Col Transcript Style

Options

- A transcript record can meet multiple indicators
- Indicators are visible on Transcript page
- A legend is printed on the transcript of all available indicators

2020-2021 ▼ Eagle Unified School District ▼ admin ▼ ?

Transcript Indicator Definitions

Indicator Mappings







	Indica...	Explanation	Table	Field	Comparison	Value
	A	AP Course	CRS	CL	Equals	30
	C	College Credit Only	CRS	CL	Equals	23
	D	Dual Credit Course	CRS	CL	Equals	24
	G	GATE Course	CRS	CL	Equals	12
	I	IB Course	CRS	CL	Equals	37
	I	IB Course	CRS	CL	Equals	38

Field Descriptions

- Indicator – Single character
- Explanation – Description to print in legend
- Table – Select either CRS, HIS or CCH
- Field – Select field from selected table to be used
- Comparison type
 - Equals, not equals, contains, does not contain, starts with, etc.
- Value – value to be used in comparison

Transcript Indicator Definitions

Looking at Allan Abbott's transcript, we can see the IB Indicator on a couple of courses. However, just by looking at this small portion of the transcript, a savvy counselor should be able to spot an issue. Can you see it?

2020-2021 Screaming Eagle High School													Grade 12 Fall		
	Schl	Year	Tm	Grd	Crs ID	Std Course Title	RT	CP	N/H	Mark	Atmp	Comp	Special Crs Title	Indicators	More
	994	2020-2021	1	12	0317	IB Eng HL2		P	H/IB	A	5.00	5.00		I	More
	994	2020-2021	1	12	0427	IB Span HL 2		P	H/IB	A	5.00	5.00		I	More
	994	2020-2021	1	12	0698	IB Biology SL				B-	5.00	5.00			More
	994	2020-2021	1	12	0704	Civics Cp		P		A-	5.00	5.00			More
	994	2020-2021	1	12	0726	IBHstAm2/HEcCv		P	H/IB	A-	5.00	5.00		I	More
	994	2020-2021	1	12	0775	IB TheoryKnow		P	H/IB	A-	10.00	10.00		I	More



AERIESCON
S p r i n g 2 0 2 4

Single Column Transcript

Enhanced Style

Document Link: Transcript Design Options
1 Column Style

1-Column Transcript Style

Multi-page Transcript

- Displays more student data
- Displays more course-level data
- Formatted to fit in a window-envelope

School Level Settings

- Settings stored in TDF table
- Use Push/Pull process to copy to other schools

Offers More Options

- District Logo (School Options)
- Custom Score Translations
- Custom Transcript Indicators

Enhanced (1-Column) Transcript

Screaming Eagle High School
6336 Eagle Crag Lane
Eagle Rock, CA 95994

(999) 555-9994

June 3, 2020

Abrego, Alice A

M/M A Abrego
115 W Norgate St
Eagle Point, CA 99998

(777) 555-7682

County District School#
65-99999-8

Class of 2023

District Enter: 8/15/2010
School Enter: 8/22/2010

Student ID
0099400012

State ID#
0099400012

Soc-Sec-Num

Birthplace
US

Grade
9

Gender
Female

Birthdate
12/01/2005

Ethnicity
Hispanic/Latino

Race
Missing Race

Crs ID	Course Title	Mark	Attempt	Complete	Tag(s)
2018-2019 Aeries Continuation School (65-99999-8) Eagle Point, CA					
2711	EngInterven Sm2	A-	5.00	5.00	
2720	MathIntven S1	A	0.00	0.00	
2721	Math Inter Sm 2	NM	5.00	0.00	
Credit Attempted: 10.00 Credit Completed: 5.00 Academic GPA: 4.0000					
2019-2020 Screaming Eagle High School (65-99999-8) Eagle Rock, CA					
0331	Beg Drama	F	5.00	0.00	p
0301	English 9 Cp	F	5.00	0.00	p
0607	Algebra Cp	C	5.00	5.00	p
0010	PE 9	B-	5.00	5.00	*
0117	Beg Dance	A	5.00	5.00	
0674	Phys Science,CP	D	5.00	5.00	p
Credit Attempted: 30.00 Credit Completed: 20.00 Academic GPA: 1.4000					
Course Tags: * = Non Academic + = Honors (weighted) p = College Prep r = Repeated					

Date	Test Taken	Score
Comp	Reading	Passed
Comp	Mathematics	Passed
Comp	Writing	Passed
Comp	Social Studies	Not Taken
Comp	Science	Not Taken

Immunization Data
Records Presented: Other
DTP: 05/99, 07/99, 09/99, 12/00, 01/04
MMR: 12/00
Physical: 8/12/2005
Pulse: 05/99, 07/99, 09/99, 12/00, 01/04
RayMet A.X
TB Skin Test: 01/04, MMR: 00, Neg: X
MM: 00

CREDIT SUMMARY

Subject Area	Credit Req'd	Compl	Needed
English	40.00	-	40.00
Physical Education	20.00	5.00	15.00
Social Science	30.00	-	30.00
Mathematics	30.00	5.00	25.00
Visual/Perform Arts	10.00	-	10.00
Career Tech Arts	-	-	-
Science: Life	10.00	-	10.00
Science: Physical	10.00	5.00	5.00
Health & Career Ed	5.00	-	5.00
Computer Science	10.00	10.00	-
World Language	10.00	-	10.00
Electives	45.00	-	45.00
* TOTALS *	220.00	25.00	195.00

Algebra 1 Requirement NOT Met

Academic GPA 1.8333 1.8333

Class Size: 540 Credit Attempted: 40.00 Credit Completed: 25.00

Class Rank: 360

Ranked by Weighted Academic GPA

Total GPA 2.0000 2.0000

This transcript is unofficial unless signed by a school official.

Signature: _____

Date: 06/03/2020

1-Column Enhanced Transcript Style

A new transcript style was recently released for a 1-column enhanced transcript style. This has some great advantages over the 3-column transcript style

Ability to display more student data

Ability to display more course level data

Formatted to fit in a window-envelope

Often multi-pages long

Each transcript definition chooses a Transcript Style

GeneralTermsTTP - Things to Print

Design Options

Transcript Style: Standard (3-Column)

Transcript Title: Enhanced (1-Column)

Screaming Eagle High School
6336 Eagle Crag Lane
Eagle Rock, CA 95994

(999) 555-9994
June 3, 2020

Abrego, Alice A
M/M A Abrego
115 W Norgate St
Eagle Point, CA 99998

(777) 555-7682

County District School#
65-99999-8

Class of 2023

District Enter: 8/15/2010
School Enter: 8/22/2010

Student ID	0099400012	State ID#	0099400012	Soc-Sec-Num	Birthplace
9	Female	12/01/2005	Hispanic/Latino	Missing Race	US

Crs ID	Course Title	Mark	Attempt	Complete	Tag(s)
2018-2019 Aeries Continuation School (65-99999-8) Eagle Point, CA					
2711	EnglInterven Sm2	A-	5.00	5.00	Summer
2720	MathInterven S1	A	0.00	0.00	
2721	Math Inter Sm 2	NM	5.00	0.00	
Credit Attempted: 10.00 Credit Completed: 5.00 Academic GPA: 4.0000					
2019-2020 Screaming Eagle High School (65-99999-8) Eagle Rock, CA					
0331	Beg Drama	F	5.00	0.00	p
0301	English 9 Cp	F	5.00	0.00	p
0607	Algebra Cp	C	5.00	5.00	p
0010	PE 9	B-	5.00	5.00	*
0117	Beg Dance	A	5.00	5.00	
0674	Phys Science_CP	D	5.00	5.00	p
Credit Attempted: 30.00 Credit Completed: 20.00 Academic GPA: 1.4000					
Course Tags: * = Non Academic + = Honors (weighted) p = College Prep r = Repeated					

Date	Test Taken	Scores	Subject Area	CREDIT SUMMARY	Compl	Needed
Comp	Reading	Passed	English	40.00	-	40.00
Comp	Mathematics	Passed	Physical Education	20.00	5.00	15.00
Comp	Writing	Passed	Social Science	30.00	-	30.00
Comp	Social Studies	Not Taken	Mathematics	30.00	5.00	25.00
Comp	Science	Not Taken	Visual/Perform Arts	10.00	-	10.00
Immunization Data			Career Tech Arts	-	-	-
Records Presented: Other			Science: Life	10.00	-	10.00
DTP: 05/99, 07/99, 09/99, 12/00, 01/04			Science: Physical	10.00	5.00	5.00
MMR: 12/00			Health & Career Ed	5.00	-	5.00
Physical: 8/21/2005			Computer Science	10.00	10.00	-
Pulso: 05/99, 07/99, 09/99, 12/00, 01/04			World Language	10.00	-	10.00
ReqMat A-X			Electives	45.00	-	45.00
TB Skin Test: 01/04, MM: 00, Neg: X			* TOTALS *	220.00	25.00	195.00
MM: 00			Algebra 1 Requirement NOT Met			

Weighted Non-Wgtd	Class Size: 540	Credit Attempted: 40.00	Credit Completed: 25.00
Academic GPA 1.8333 1.8333	Class Rank: 360	Ranked by Weighted Academic GPA	
Total GPA 2.0000 2.0000			

This transcript is unofficial unless signed by a school official.

Signature: _____

Date: 06/03/2020

Enhanced Transcript Style



Let's explore all the additional options available in Enhanced 1 Column Design by exploring each section of Transcript Definitions

- Design Options
- Demographics
- Record Details
- GPA Options
- Optional Areas
- Image Options
- Custom Content

Transcripts can be set up in one school, and the definitions pushed to other schools.



AERIESCON
S p r i n g 2 0 2 4

Custom Score Translations

[.Document Link: Transcript Definition Form](#)

Score Translations

Custom Score Translations

Ability to translate the scores for records in the TST or TEX tables to a specific value, instead of the actual score

Setup

- Created on the TTP - Things To Print tab of the Transcript Definition Page under a collapsible header
- TTP settings apply entire District

Option

- Records that do NOT meet that score comparison will NOT display
- A test can have multiple score translations
 - Passed
 - Waived/Exempt

Transcript Section with Test Scores / Events listed

- Notice College Entrance Tests listed with scores
- CAHSEE test(s) listed only when the student has passed
- Standardized can be test(s) listed when student was marked as Exempt

Date	Test Taken	Score
10/2019	SAT Rdn/Wrt 460 Math 520	980
05/2019	SAT Rdn/Wrt 440 Math 460	900
11/2018	SAT Rdn/Wrt 490 Math 550	1040
06/2018	ACT EN 24, MT 22, RD 31, SR 24, CP 25, EW 24, WR 9	
10/2019	SAT II 1C 660 LR 690 WR 720	
05/2019	AP: French Language	5
05/2019	AP: Physics B	5
05/2019	AP: US History	5
05/2019	AP: Calculus AB	3
05/2019	IB: English A1 HL	6
03/2020	CAHSEE: Math- Total (RS)	Passed
03/2020	CAHSEE: ELA- Total (RS)	Passed
03/2018	CMA: CMA English Lang Arts (PRB)	Exempt

Step 1 – Create Score Translations

Create a unique Code and Description for each Score Translation, then select the translation for a specific value comparison for a field in either the TST or TEX table.

- Multiple tests can use the same Score Translation, as long as the criteria is the same.

GeneralTermsTTP - Things to Print

Please note that "General" options can vary between Transcript Definition Codes
"Terms" and "TTP - Things to Print" options apply to ALL Codes

Score Translations

+ Add Record

Code	Description	Table	Field	Comparison	Value	Display
PASS-HSEE	CAHSEE Test Passed	TST	RS	=	1	Passed
<div></div> CMA-XMPT	CMA Exempt	<div>TEX<div>TST Standardized Assessment Tests TEX Test Exclusions</div></div>	PRB	=	6	Exempt

+ Add Record

Step 2 – Add Tests to Things To Print

1. Next, create a corresponding record under the **Things To Print** collapsible header for the same TST and/or TEX record
2. Clicking on the **Use Score Translations** box changes the Score Dropdown option.
3. Choose the proper **Score Translation**
4. The value in the Display field of the **Score Translations** is what will print on the transcript for that record.

TTP - Add/Update Record

Things to Print Add/Update Record

Table	Test/Event	Subtest/Part	Use Score	Score	Grade Range	Print Option
TEX ▼	CMA ▼	1 ▼	<input checked="" type="checkbox"/>	CMA-XMPT ▼	0 12	0 ▼
				PASS-HSEE CAHSEE Test Passed CMA-XMPT CMA Exempt		



AERIESCON
S p r i n g 2 0 2 4

Add-On Graduation Requirements

[Document Link: Add-On Graduation Requirement-
Endorsements](#)

Endorsement Structure

Pathway

- Each Graduation Endorsement consists of at least one Pathway
- ANY Pathway completed will fulfill the Graduation Endorsement

Requirement

- Within each Pathway, at least one Requirement must be created.
- ALL Requirements must be met

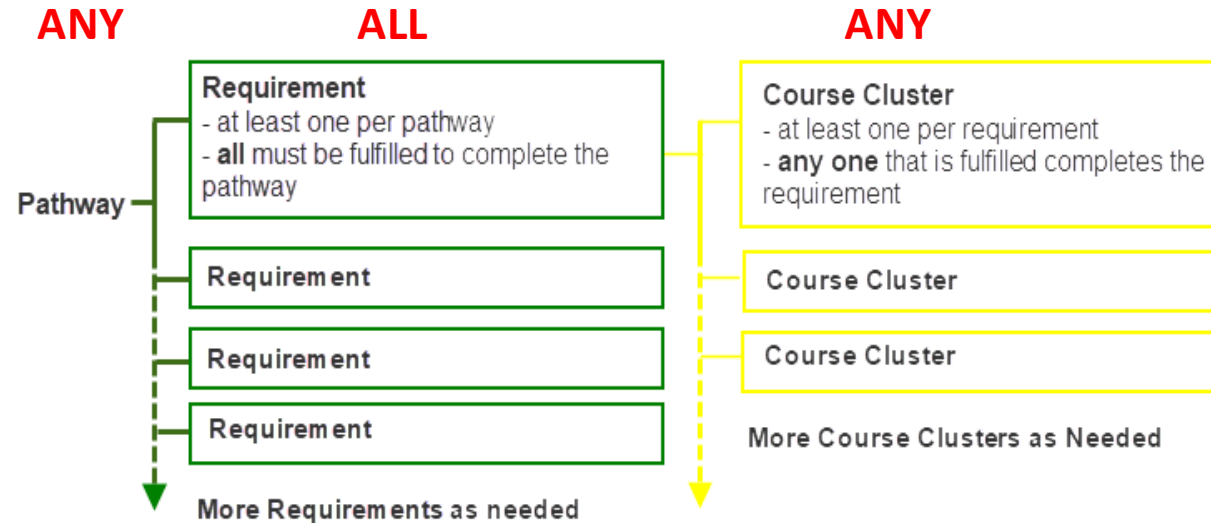
Course Cluster

- Within each Requirement, at least one Course Cluster must be created.
- ANY Course Cluster completed will fulfill the Requirement
- Course Clusters may be copied to other Requirements.

Add-On Graduation Requirements are created and modified on the Add-On Graduation Reqs Setup page.

Filter Pages by "Graduation Reqs Setup" or navigate to Grade Reporting > Configurations > Add-On Graduation Reqs Setup.

Sample Graduation Requirement/Endorsement



Add-On Graduation Requirements Setup

There are several ways to group options:

- **AND** - a specific course is required and will count toward the required credits
- **ANY** - any selection of courses, within the set of choices, will count toward the required credits
- **Both AND & ANY** - the courses in the **AND** field are required and will count toward the required credits. Additionally, courses under **ANY** will count toward the rest of the required credits
- When courses are selected together under **OR**, only one of the courses can be taken for credit towards the requirement.
- **AND ALSO** can be used to link courses that must be taken together under an **OR** statement.
- This example shows one requirement containing one course cluster.

Requirement: Health Class Requirement

Cohort Range: 2017-2018 to 2020-2021

(If these cohorts are left blank then this requirement applies to all cohorts.)



- Within each Requirement, at least one Course Cluster must be created.
- Any Course Cluster completed will fulfill the Requirement.

Course Cluster: Health Classes that meet AB 329

Required Credits: 20

(All of the AND (Required) courses must be taken up to the Required Credits. In the OR section, only one course or AND ALSO group of courses can be taken when the Max Credits for the OR section is set to 0. Any combination of courses or AND ALSO groups of courses can be taken up to the Max Credits when the Max Credits is greater than 0.)

AND	OR	AND ALSO	1029 - Health	Both of these AND ALSO courses must be taken to meet the OR requirement
		290 - Hlth Crs-ROP		
		3203 - Health Science	Only one of these courses (or course sets) listed under AND + OR is required	
		810 - PE 10/Health		
Max Credit: 0				
2401 - Hlth/Car Sem 2a			Courses listed under AND section are required	

(Any combination of the ANY courses can be taken in addition to the AND courses up to the Required Credits. In the OR section, only one course or AND ALSO group of courses can be taken when the Max Credits for the OR section is set to 0. Any combination of courses or AND ALSO groups of courses can be taken up to the Max Credits when the Max Credits is greater than 0.)

ANY	OR	60205 - Health/Careers	Max Credits = 10 means both these courses must be taken
		0817 - ROP Health Car	
		Max Credit: 10	
0765 - Health/Careers		After the AND course requirements are met, ANY of these courses can be used (if needed) to meet the Required Credits listed above	

Sample Endorsement

CA Healthy Youth Act Requirement currently has 1 pathway: **AB329-CA Healthy Youth Act-HS**

Only 1 requirement exists; **Health Education Requirement**, and it is applicable to all students (no cohort range)

There is one Course Cluster option defined – **Health Class**

This Course Cluster requires ANY of the listed courses to be completed in order to earn this Endorsement

Graduation Endorsement Setup

+ Add Endorsement Pathway

CA Healthy Youth Act Requirement

AB329-CA Healthy Youth Act-High School

Requirement: Health Education Requirement

Cohort Range: _ to _
(If these cohorts are left blank then this requirement applies to all cohorts.)

Option: Health Class

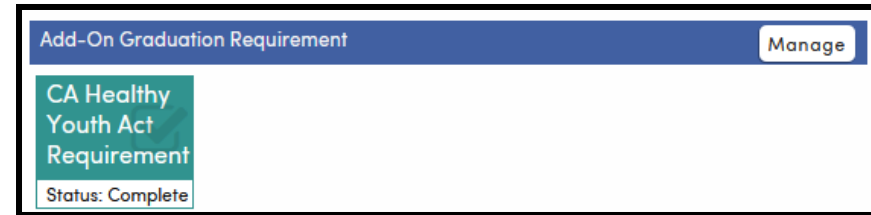
Required Credits: 5

(Any combination of the ANY courses can be taken in addition to the AND courses up to the Required Credits. Only one course from each OR group can be taken.)

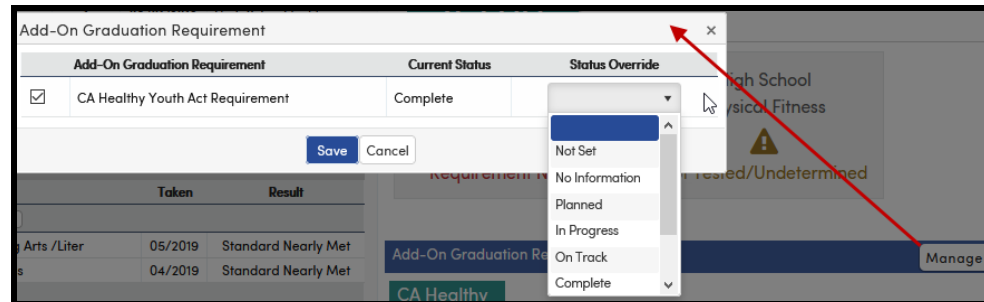
	1029 - Health
	22200 - Health
	22201 - Health
	22202 - Health
ANY	22203 - Health
	22204 - Health
	22205 - Health
	3203 - Health Science
	810 - PE 10/Health

Assigning Endorsements

- Once Graduation Endorsements have been created, students can be added to them.
- As the student plans, enrolls in, or receives credit for a course or courses in the endorsement, the student's status within the endorsement will be calculated and then displayed on the student's Profile and Graduation Status pages.
- Click Manage to make changes.
- From this page, several actions can be taken:
 - ADD by checking the box
 - Override a Status by choosing the proper reason
 - All actions are logged



This screenshot shows a management interface for an 'Add-On Graduation Requirement'. At the top, there is a blue header bar with the text 'Add-On Graduation Requirement' and a 'Manage' button on the right. Below the header, there is a green box containing the text 'CA Healthy Youth Act Requirement'. Underneath this box, it says 'Status: Complete'.



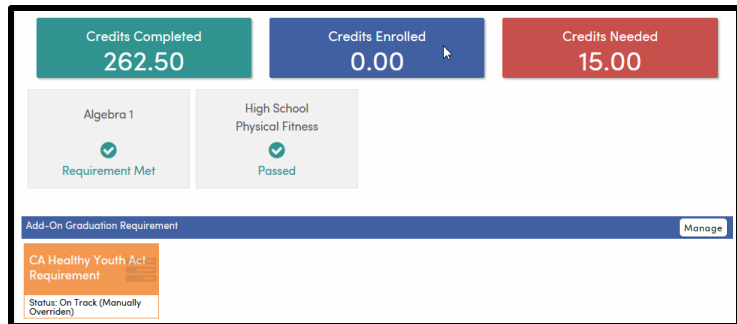
This screenshot shows a more detailed interface for managing the 'Add-On Graduation Requirement'. It features a table with columns for 'Add-On Graduation Requirement', 'Current Status', and 'Status Override'. The first row shows the 'CA Healthy Youth Act Requirement' with a 'Complete' status. A dropdown menu is open for the 'Status Override' column, showing options: 'Not Set', 'No Information', 'Planned', 'In Progress', 'On Track', and 'Complete'. A red arrow points from the 'Manage' button in the bottom right corner to the dropdown menu. Below the table, there are 'Save' and 'Cancel' buttons. At the bottom, there is a section for 'Taken' and 'Result' with a table showing two rows of data.

Taken		Result
Arts / Liter	05/2019	Standard Nearly Met
s	04/2019	Standard Nearly Met

Endorsement Status Calculation

The status of a student within a Graduation Requirement is based on the course records in the student's Academic Plan (APC), Transcript (HIS), and current Class Schedule (SEC).

The student's status is displayed on their Profile and Graduation Status pages:



Status:	Including Records in Table(s):	Note:
Complete	Course History (HIS)	Courses and credits on Transcript fulfill the Graduation Requirement
On Track	Course History (HIS) Academic Plan (APC) Class Schedule (SEC)	Courses on Transcript or in Academic Plan or in current Class Schedule fulfill the requirements
	Course History (HIS) Class Schedule (SEC)	Student is a 12th grader: courses on Transcript or in current Class Schedule fulfill the requirements
Not on Track	Course History (HIS) Academic Plan (APC) Class Schedule (SEC)	Courses on Transcript or in Academic Plan or in current Class Schedule do not meet the requirements
	Course History (HIS) Class Schedule (SEC)	Student is a 12th grader: courses on Transcript or in current Class Schedule do not meet the requirements
In Progress	Course History (HIS) Class Schedule (SEC)	Student is in 11th grade or below; some courses in requirements are on the Transcript
Planned	Course History (HIS) Class Schedule (SEC)	Student is in 11th grade or below; no courses meeting the requirements are on the student's Transcript but courses in the requirements are in the current Class Schedule
Not Available	Course History (HIS) Class Schedule (SEC)	Student is in 11th grade or below; no courses on Transcript or in current Class Schedule count in a requirement
Incomplete		Student is in the 12th grade. Endorsement requirements are not complete and student has a graduation code in the STU.HSG field.

Key Takeaways

Need to Know

- Proper marking of Courses is key!
- Enhanced Transcript Style reports more data
- Transcript Indicators allow more information about courses to be displayed
- Custom Score Translations to allows text to appear for tests instead of scores
- Use Add-On Graduation Requirements to document other milestones for graduation



Other Sessions Related to Transcripts

- Session 420 – Creating and Maintaining Student Transcripts
- Session 421-2 – Graduation & College Entrance Tracking
- Session 410 – Grade Reporting for Secondary Schools
- Session 415 – Secondary Standards Based Grades
- Session 610 – Academic Plans

THANK YOU!



/AeriesSIS



/Aeries_SIS



/Aeries Software



/AeriesSIS



AERIESCON



Share your Feedback:



AERIESCON